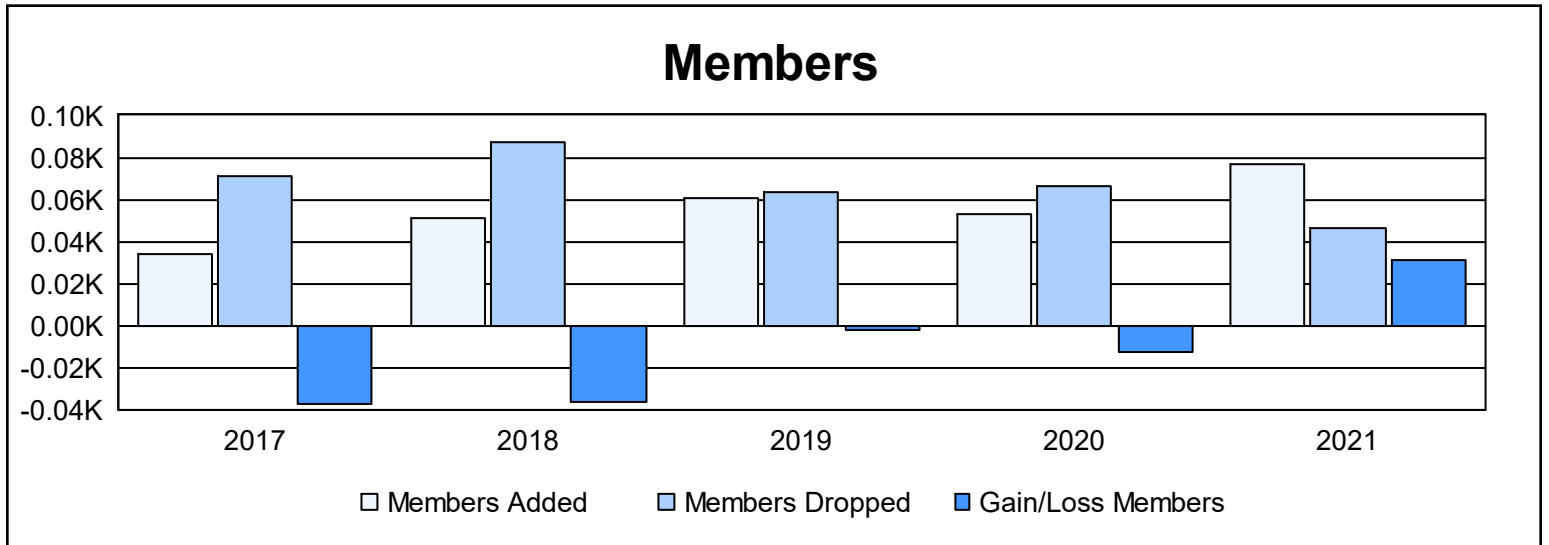
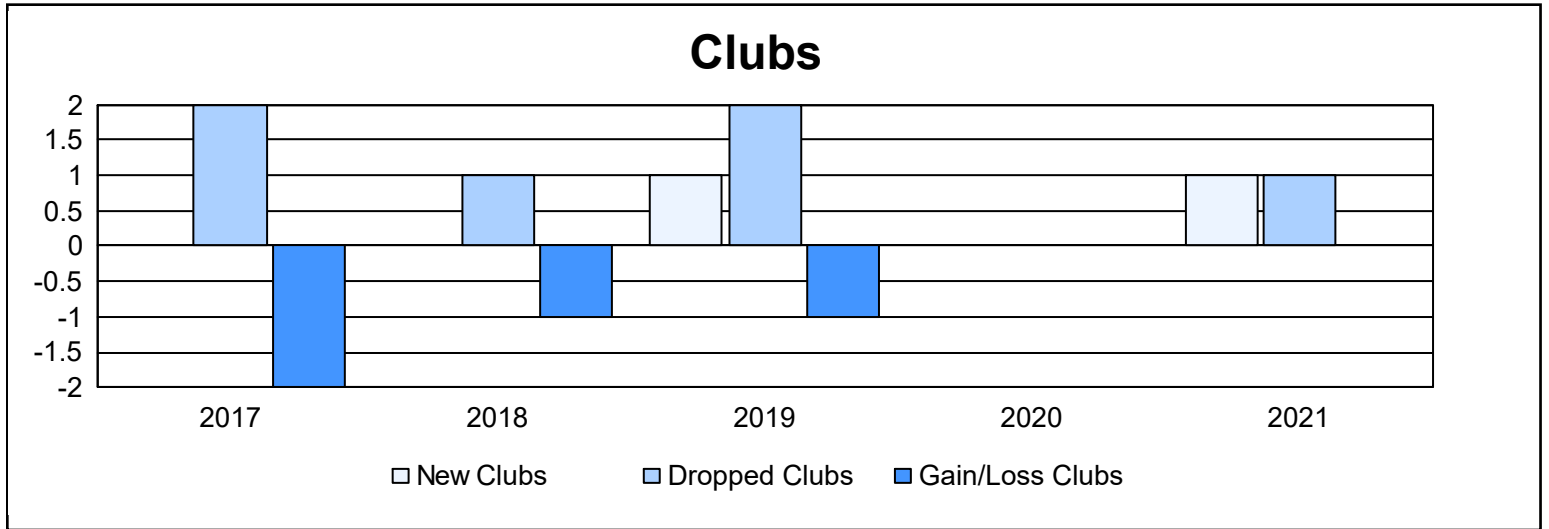
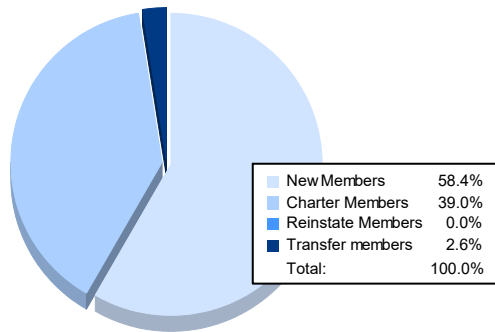


| Year           | New Clubs | Dropped Clubs | Gain/ Loss Clubs | New Members | Charter Members | Reinstate Members | Transfer Members | Total Member Added | Total Members Dropped | Gain/ Loss Members |
|----------------|-----------|---------------|------------------|-------------|-----------------|-------------------|------------------|--------------------|-----------------------|--------------------|
| 2016-2017      | 0         | 2             | -2               | 33          | 1               | 0                 | 0                | 34                 | 71                    | -37                |
| 2017-2018      | 0         | 1             | -1               | 33          | 17              | 1                 | 0                | 51                 | 87                    | -36                |
| 2018-2019      | 1         | 2             | -1               | 41          | 20              | 0                 | 0                | 61                 | 63                    | -2                 |
| 2019-2020      | 0         | 0             | 0                | 49          | 3               | 1                 | 0                | 53                 | 66                    | -13                |
| 2020-2021      | 1         | 1             | 0                | 45          | 30              | 0                 | 2                | 77                 | 46                    | 31                 |
| <b>Average</b> | <b>0</b>  | <b>1</b>      | <b>-1</b>        | <b>40</b>   | <b>14</b>       | <b>0</b>          | <b>0</b>         | <b>55</b>          | <b>67</b>             | <b>-11</b>         |



### Membership Composition June 2021 Cumulative



### Gender Composition June 2021 Cumulative

